

# Aluminium Over Toilet Frame User Manual

Code: 1755J



Congratulations on your purchase of an StaebeL quality product. Before using your product, please read all instructions carefully. The warranty will not apply if the product has been used incorrectly. This product has been tested to a safe working load. Please check that the sticker on the product is applicable to your personal requirements.

## Warning

This product has been designed and manufactured for general use with safety and function in mind. For those clients with special requirements, who may find this product unsuitable, please contact your health professional. This products is suitable for use in bathrooms and wet area. Not suitable for use in corrosive areas, pools etc.

Aluminium is a durable and lightweight metal and is renowned for its ability to resist corrosion. Corrosion particularly occurs in a wet environment, in which these products are used. The product life is substantially longer than standard mild steel products.

This product has been independently tested according to the Australian and New Zealand Standards for Shower/Toilet Chairs, and Stools (static):

- AS/NZS 3973:2009
- AS/NZS 4688.2-2000
- AS/NZS 4688.3-2000

The endorsement gives you increased confidence in your StaebeL purchase and is our guarantee of providing you with the best quality product.

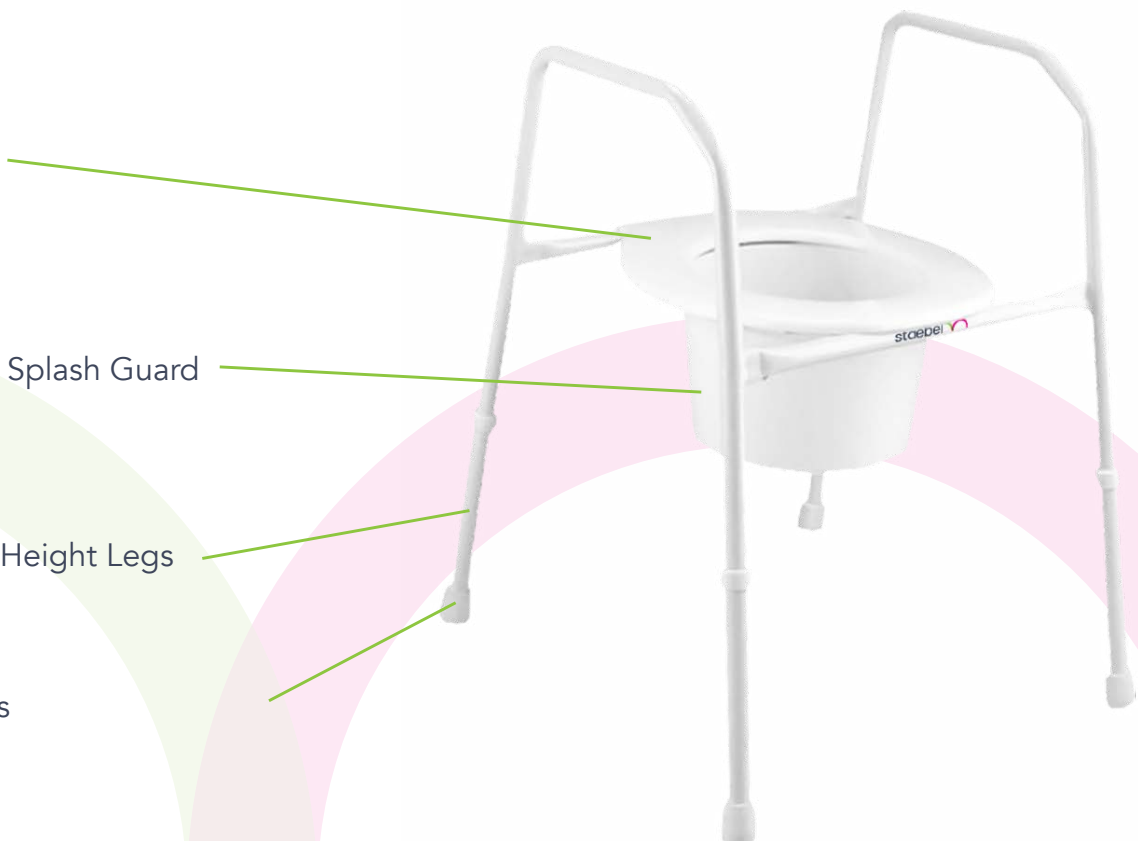
This product is registered with the Therapeutic Goods Administration (TGA).

Toilet Seat

Removable Splash Guard

Adjustable Height Legs

Rubber Tips



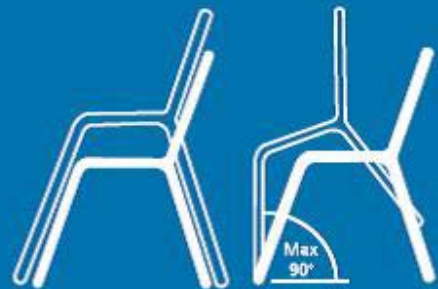
## Use and Care

1. Staebel products are designed for maximum comfort and assistance. We have provided push-button adjustable legs on most of our range. This feature enables clients to adjust the height and angle of the seat to their individual requirements. It is important to seek advice from a health professional regarding height adjustment, usage and placement of the product.
2. All push-buttons must be fully protruding and checked before use.
3. Heavy and/or uneven user weight distribution may cause stress to the frame. Ensure you are seated in a central, even position and that all four legs are in contact with the floor surface at all times. Do not stand on this product.
4. This product is intended for indoor use only.
5. Corrosion due to removal of paint surfaces (eg paint scratches) is not covered by warranty.
6. Adjustable Leg: For the safety of the client please ensure the adjustment button is fully protruding in the hole.
7. Overtoilet Aid – For increased hygiene during the use of this product ensure that the splash guard is placed directly over the centre of the toilet bowl.
8. One of the legs has a multi-hole function allowing minimal setting changes to compensate for uneven floor surfaces, eg tiled bathroom, and toilet floors. All four legs of the frame must be in contact with the ground.

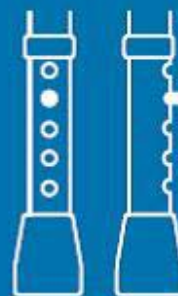
## Operating Instructions



All four legs of the frame must be in contact with the ground. Ensure even weight distribution at all times.



Adjustable Seat Height & Angle



**Adjustable leg:**  
For the safety of the client please ensure the adjustment button is fully protruding in the hole.



**Overtoilet Aid:**  
For increased hygiene during the use of this product ensure that the splash guard is placed directly over the centre of the toilet bowl.

## Cleaning

Clean the device regularly and keep it clean.

- Use a damp cloth and mild detergent, and dry with a clean cloth.
- Lighter dirt and dust can be removed with a wet cloth. Dry with a clean cloth.
- Do not use harsh, caustic or abrasive cleaners as this will void the warranty.
- Always rinse off soap residue after use.

## Maintenance

Regular Maintenance inspections are necessary.

1. Check for bent or damaged tubes, cracks at the tube joints, loose or worn buttons, loose screws or fasteners, adjustment holes that have enlarged, cracks in toilet seat an splash guard,, smooth worn or split rubber tips.
2. Replace any broken, damaged or worn items immediately.
3. If the Over Toilet Frame is bent or shows signs of fatigue, DO NOT USE

## Warranty

The manufacturer offers a five year warranty on the effectiveness of preventing the development of rust. A general one year warranty covering faulty workmanship or defective materials is provided. This warranty is valid for twelve months from the original purchase date, and to the original client.

This warranty does not apply to wear and tear, inappropriate or incorrect use, nonobservance of User Instructions, defective set up by the user or third party, negligent or careless treatment, use of unsuitable or unapproved spares or unauthorised alteration. This warranty does not extend to consequential costs resulting from fault clearance, loss of earning or expenses.

Should the product prove to be defective, the seller's and manufacturer's only obligation shall be at their election to repair or replace the product provided to be defective. Neither seller nor manufacturer shall be liable for any injury, or loss or damage, direct, indirect or consequential, arising out of the use of or inability to use the product.

The warranty referred to above is subject to the following:

1. The product must be returned at the client's expense to the dealer with proof of purchase.
2. Use and care instructions for the product must have been complied with.
3. No unauthorised repairs or alterations have been made to the product.
4. The warranty does not extend to any costs associated with delivery, handling, freight or transport of the product or any parts of it requiring replacement. All freight charges to and from the manufacturer and/or seller will be the responsibility of the client.

## Important Notice

Before using the product, the client will determine the suitability of the product for the intended use. The client will assume all risk and liability whatsoever in connection with the suitability for use of the product. No statement or recommendation relating to the product, its suitability for the client or its use will have any force or effect unless set out in writing signed by the representatives of the seller and/or manufacturer. The clients nursing care should never be neglected. When Staebel products are in use, continual assessment should be carried out to ensure the products are appropriate for the clients condition. Regular care, maintenance and inspections of the products are necessary. Damaged products should be withdrawn from use until rectified.