

Staebel Soft EuroFlex Hygiene Mattress

Product Code: 3271361



Thank you for choosing a Lentex hygiene mattress from Staebel.

Our goal is for you to be satisfied with the mattress in terms of both function and service life. Therefore, please take a few minutes to read through this guide to understand the best way to manage and care for your mattress.

If you have any questions that are not answered here, please contact us at Staebel Health Care. You can find our contact information at the back of this guide.

Symbols used throughout this guide



Important note:

All instructions denoted by this symbol must be observed. It highlights information and guidelines that are important to the user.



Risk of damage to mattress:

Important information denoted by this symbol must be observed in order not to damage the mattress or other material.

CE MARKING

Staebel Health Care's mattresses and covers are CE marked according to Medical Device Regulation MDR (EU) 2017/745 class 1. The CE marking means that Staebel Health Care has the manufacturer's responsibility to ensure that this product meets the essential requirements of relevant European legislation. This includes the provision of technical documentation and assurance which is maintained for at least ten years after the product is placed on the market.

PRODUCT INFORMATION

LENTEX® SURFACE LAYER

Lentex is a flexible hygiene layer which contributes, by means of its structure, to the pressure relief properties of the mattress. The hygiene layer encloses the entire mattress and has no perforating seams or zippers. Our Active Membrane technology allows the mattress to breathe without impairing its hygiene. Hygiene mattresses with Lentex may be combined with Staebel Rescue Sheets for rapid evacuation in the event of fire on the premises.

The light colour of Lentex facilitates detection of contaminants on the mattress surface. If contaminated, the mattress should be cleaned and disinfected with detergent intended for the purpose (see page 6).

Lentex mattresses are suitable for pressure sore prevention and for use in environments where there is an increased risk of fire.

INTENDED USE

Lentex hygiene mattresses are replacement mattresses that are placed directly on the bedbase (with the exception of the Flex model which is placed on top of an existing mattress).

This series of mattresses is suitable for all healthcare environments and offers varying levels of pressure relief and flame/fire protection. The Magma hygiene mattress is particularly suitable for health care facilities where there is an increased risk of fire. Read more under the heading Fire Protection below.

All hygiene mattresses with Lentex have pressure relief capabilities. To ensure the correct mattress selection for the relevant application, the pressure relief capacities can be compared on our website or on the respective product sheets. The capacities have been tested according to SS 876 00 13: 2017.

FIRE PROTECTION

All Lentex hygiene mattresses are tested and approved according to SS 876 00 01, EN 597-1 and EN 597-2.

Our Magma hygiene mattress model also meets the requirements for higher ignition resistance according to standards SS 876 00 10:2016 and BS 7177 Medium Hazard. This makes the Magma hygiene mattress particularly suitable for health care facilities where there is an increased risk of fire, for example psychiatric departments and closed care facilities.

PRODUCT INFORMATION

RECEIVING AND UNPACKING

Our Lentex hygiene mattresses are delivered flat-packed or folded in recyclable plastic. Start by checking that the product is not damaged. In the event of transport damage, see page 10. Remove the plastic packaging and any protective material. Use of knives should be avoided when unpacking and handling due to risk of damage to the hygiene mattress. The hygiene mattress is ready to be set in place and used immediately.

INSPECTION OF YOUR HYGIENE MATTRESS

An inspection plan should be made in order for your hygiene mattress to function and last for as long as possible. Please contact us if you would like assistance with this. Staebel Health Care's contact details can be found on the last page of this guide.

Regularly check the surface layer for visible signs of damage or wear, such as tears, cracks, holes, stains or discolouration. Check all sides of the mattress including the underside.

Check that the mattress core has not been contaminated. In case of contamination the mattress should be immediately removed and discarded in order to reduce the risk of infection.

In the case of damage without contamination of the mattress core, repair the surface as instructed (see page 8).

CARE AND MAINTENANCE

A transparent surface layer on the Lentex mattress makes dirt and contaminants clearly visible, even if they have penetrated the mattress underneath. The surface layer itself is easy to clean.

For general cleaning of the Lentex mattress, soap-based cleaning agents should be used. Disinfecting is done with alcohol-based surfactant cleaners. Should an odour remain after the mattress has been cleaned, use a little lemon juice on a damp cloth and wipe the mattress.



NOTE! Alcohols have a dehydrating effect on the surface layer and should be used sparingly. Recommended cleaning agents:

- Dax Ytidesinfektion Plus
- Virkon, Perform
- Dismozon Pur

Detergents containing chlorine and phenols may adversely affect the surface layer and should therefore be avoided.

SONOSTEAM MATTRESS CLEANING

All of our Lentex mattresses are tested and approved for SonoSteam mattress cleaning.

STORAGE

The Lentex hygiene mattress should be stored in the dry and at room temperature.

We recommend that the mattress be stored flat, on end or on its side. The mattress should not be folded or rolled during storage because it may then deform.

Avoid exposing the mattress to direct sunlight for prolonged periods.

LIFESPAN

Under normal conditions and maintenance, the expected service life of our Lentex mattresses is 5 years.

Lentex hygiene mattresses are both reversible and rotatable. To maximise the life of your mattress it should be turned and rotated regularly.

Being reversible means that both the top and the bottom of the mattress provide the same relief and comfort.

Being rotatable means that both the head and the foot end of the mattress provide the same relief and comfort.

The exception is the Soft Euroflex model which, due to the mattress core structure, is rotatable only. The Soft Euroflex is marked with "DENNA SIDA UPP" (THIS SIDE UP) to show how the mattress is to be placed.

Always follow our recommended turning schedule and mattress care instructions for maintaining pressure relief effectiveness and maximising service life.



It is important that no sharp objects come in contact with the surface layer.

To prevent damage to the surface layer avoid knives, keys and other objects with a cutting or puncturing ability from coming into contact with the mattress.

REPAIRING DAMAGE TO THE SURFACE LAYER

Any damage to the surface layer should be repaired immediately with Staebel's Lentex Hygiene Tape. Failure to do so may affect the product guarantee. Follow the instructions below:

1. Make sure no contamination has penetrated the foam core.
If this has happened, the mattress should be discarded. Follow local guidance for handling infected products.
2. Clean the area around the damage with an appropriate disinfectant (see page 6). Allow to dry.
3. Cut a suitable length of the Staebel Lentex Hygiene Tape to cover the damage with a sufficient margin.
4. Remove a small piece (e.g. a corner) of the tape's green protective layer and pull away the rest as the material sticks. The tape should not be stretched when it is mounted.
5. When the tape covers the entire area of damage, use your hands to smooth it down and firmly attach. Make sure that the tape is attached to the entire surface and that no sticky edges remain.

RECYCLING

The mattress is completely energy-recoverable and can be sorted as combustible waste. No disassembly is necessary when disposing of the mattress.

PRESSURE INJURY PREVENTION WORK

A clinical assessment of the patient's risk of developing pressure injuries should be carried out. Aids to the assessment include the Norton scale, Braden scale and Risk Assessment Pressure Sore (RAPS) scale.

The assessment must be done on arrival or at the beginning of a care period, regardless of whether the patient is in a care facility or cared for in his or her own home. According to the European Pressure Injury Advisory Panel's (EPUAP) international guidelines, the recommendation is within 8 hours. The assessment is made to identify the specific needs of the patient regarding pressure relief and must be conducted by staff with adequate knowledge and education.

Based on the patient's assessed status, the appropriate mattress is chosen for the correct purpose and pressure relief needs. **Routinely change the patient's location and position on the mattress throughout the care period. In addition, regularly examine the patient and check their skin condition and nutritional status.**

OTHER INFORMATION

Product Liability

Product liability legislation (EU Directive 85/374/EEC, Swedish Law SFS 1992: 18) establishes the manufacturer's, importer's or seller's statutory liability for any damage caused by the product. The regulations apply to physical products in the form of movables, even if incorporated into another movable or into an immovable. If there is no product which has been the cause of some form of property or personal injury, then product liability legislation is not relevant.

Warranty

5 years for the adhesion of Lentex surface layer' and '3 years for structural fatigue of the core

Returns & Complaints

Any complaints regarding the product must be notified in writing to Staebel Health Care. The return of products must be done in accordance with our instructions. Returning a product before a complaint case is processed will result in the case being considered closed and customer compensation will not be paid.



Information product
code number



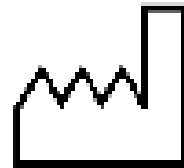
Information number



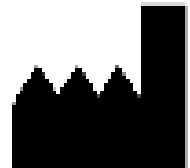
Information product
lot number




The product has
expired date



Calculation icon



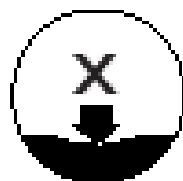
Assembly



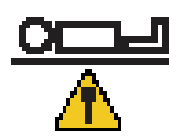
European CE
marking
information
EN60335-1



Instruction guide



Information
product category
Electronics
category



= 0-1000 kg

Information
weight



Information
category
Electronics
category



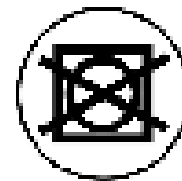
Category



Information
category
Electronics
category



Information
category
Electronics
category



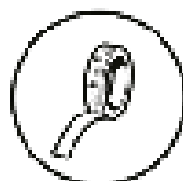
Information
category



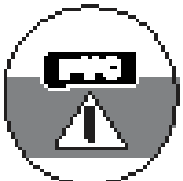
Information
category



Information
category



Information
category
Electronics
category



Information
category
Electronics
category



Information
category
Electronics
category



Information
category
Electronics
category



Information
category
Electronics
category



Information
category
Electronics
category



Information
category
Electronics
category